

Zero Waste Taranaki

Trends and Activities

2016-2023



TOWARDS ZERO WASTE: THE GOALS, TARGETS AND ACTIONS

WMMP goals: 2017-2023



KPI/Target	NPDC	SDC	STDC
Reduce total waste volume per capita going to landfill	✓	✓	✗
Reduce total waste volume per household going to landfill from council kerbside collection	✓	✗	✓
Increase volume of household waste diverted to recycling by 1% per year (Council kerbside service only)	✓	✓	✗
Reduce contamination of Council kerbside recycling to ≤8%	✗	✗	✗

Summary of 2020/21 performance against WMMP targets

✓ = on track or achieved in 2020/21; ✗ = not achieved in 2020/21

Our key areas of strategic focus for this period were:



Behaviour Change



Collaboration and Partnerships



Leadership and Innovation

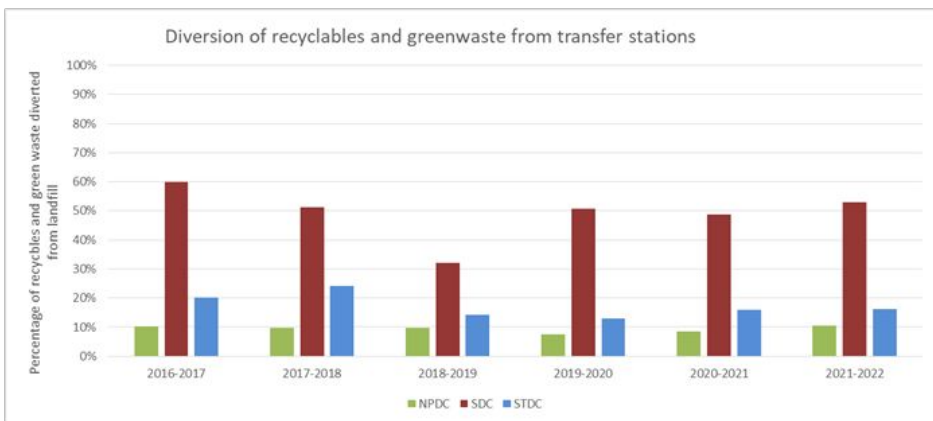
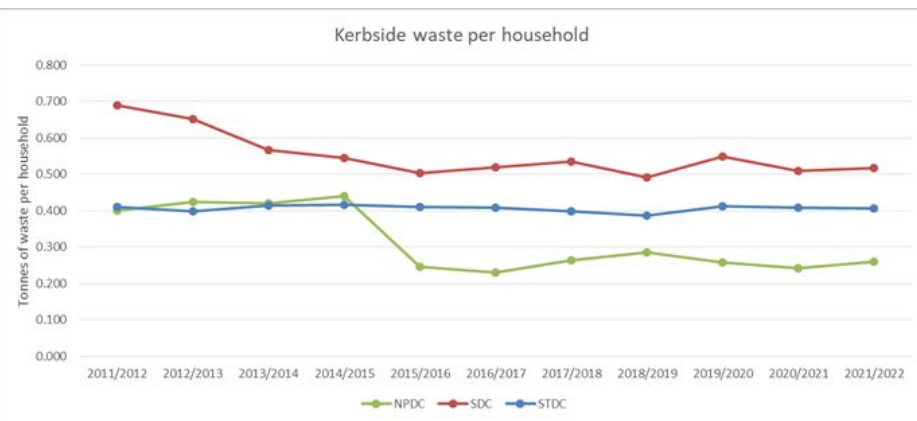
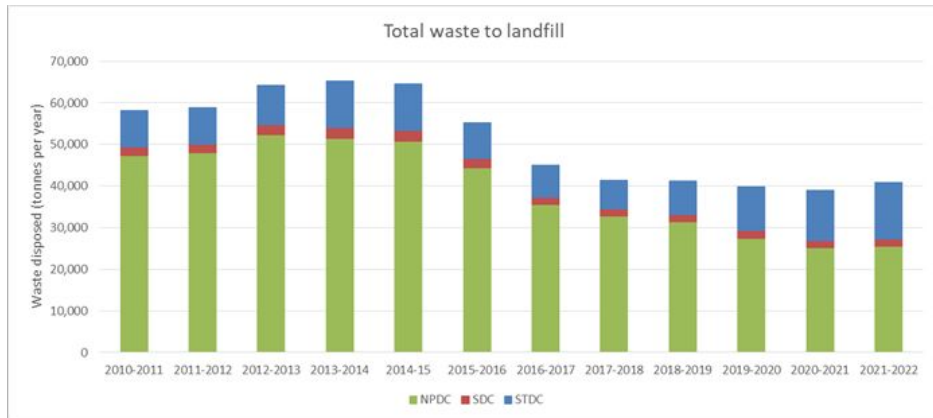
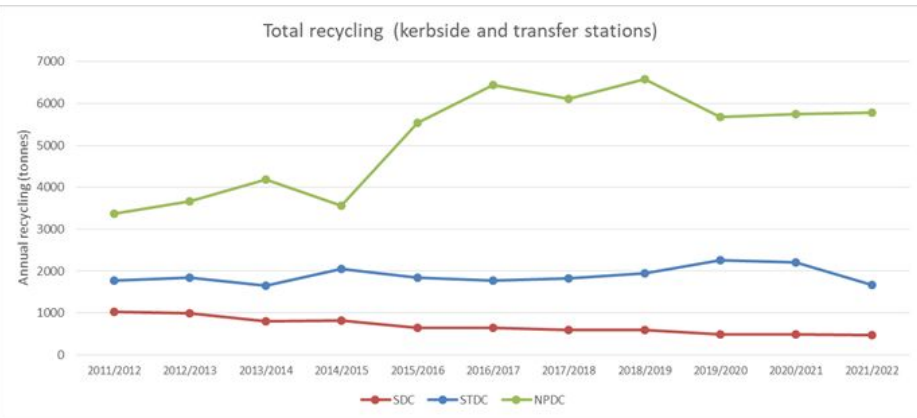


Accessible Services and Facilities

WASTE TRENDS 2016-2022



WASTE TRENDS



WASTE MINIMISATION ACTIONS 2016-2022



Behaviour Change



27 compost workshops



78 classes educated*



Regional behaviour
change work plan



35 events, campaigns
and wananga



Collaboration and Partnerships



91 businesses &
organisations supported*



24 Waste Levy
Grants



Shared education
platform



13 partnerships
and initiatives



Leadership and Innovation



45 events supported
for waste*



5t disposal community
clean ups*



Commercial Waste
Sorting Facility 22/23



Accessible Services and Facilities



30,241t mixed recycling
& glass collected



42 backdoor kerbside
services*



125t waste diverted



9,128t organic material
diverted



15 public zero waste
stations*

* NPDC ONLY

If you have questions about the content in this document, or about how to get involved, please email contact.zerowaste@npdc.govt.nz

